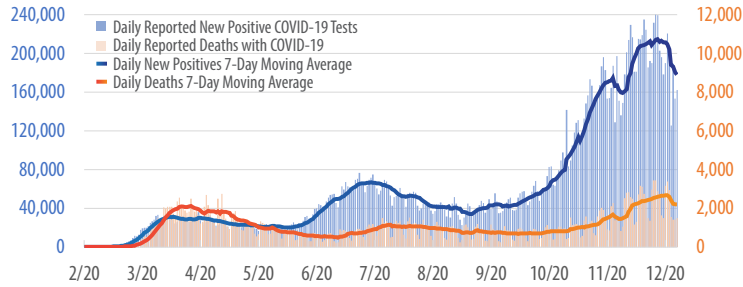


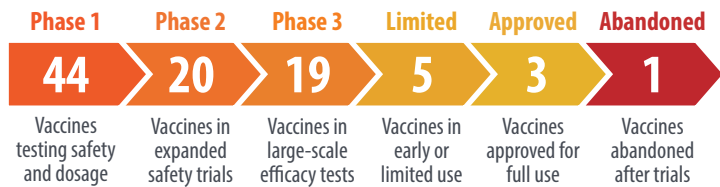
First Trust COVID-19 TRACKER

Daily Reported New Positive COVID-19 Tests vs. Daily Reported Deaths with COVID-19 in the U.S.

February 26, 2020 - December 28, 2020



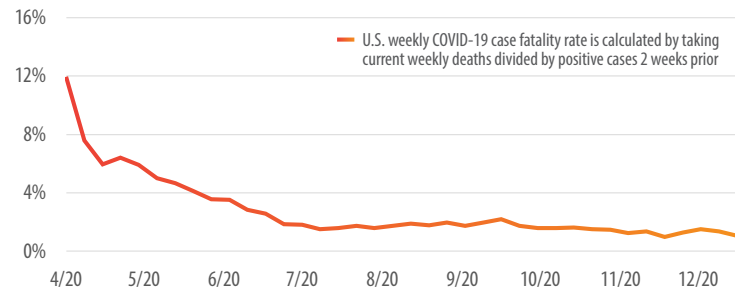
Source: Covidtracking.com



Source: The New York Times. Data as of December 29, 2020.

U.S. Weekly COVID-19 Case Fatality Rate

April 12, 2020 - December 27, 2020



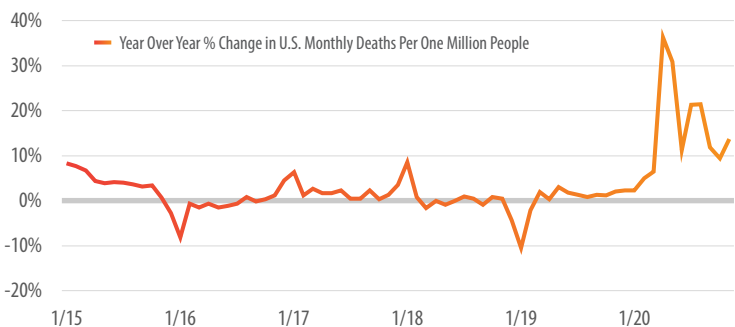
Source: Covidtracking.com



According to New York Magazine, **the recently FDA approved Moderna mRNA-1273 vaccine had already been designed by January 13, 2020, just 2 days after the genetic sequence of COVID-19 was made public.**²

Tracking Changes in U.S. All-Cause Mortality

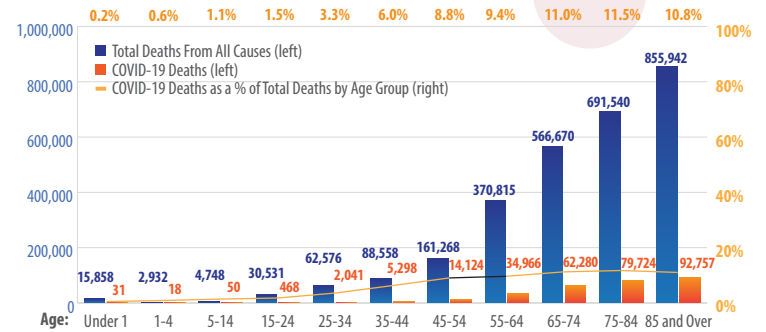
January 1, 2015 - November 30, 2020



Sources: CDC.gov, Census Bureau

Total Deaths and COVID-19 Deaths in the U.S. by Age Group

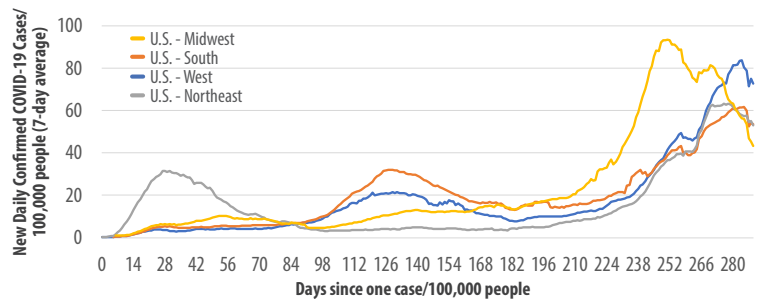
February 1, 2020 - December 19, 2020



Sources: CDC.gov, National Center for Health Statistics

Daily Reported COVID-19 Cases by U.S. Regions, Normalized by Population

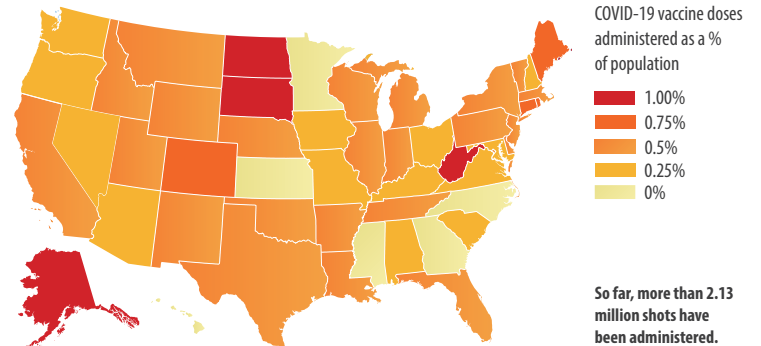
As of December 27, 2020



Sources: 91-DIVOC.com, Johns Hopkins University CSSE

COVID-19 Vaccine Across America

As of December 28, 2020



Source: Bloomberg.com

COVID-19 vaccine doses administered as a % of population

- 1.00%
- 0.75%
- 0.5%
- 0.25%
- 0%

So far, more than 2.13 million shots have been administered.

¹nature.com (November 20, 2020); ²nymag.com (December 7, 2020)