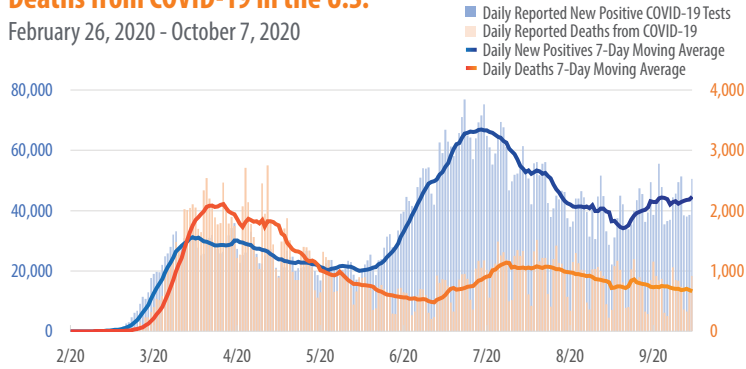


First Trust COVID-19 TRACKER

Daily Reported New Positive COVID-19 Tests vs. Daily Reported Deaths from COVID-19 in the U.S.

February 26, 2020 - October 7, 2020



Source: Covidtracking.com

Phase 1 Phase 2 Phase 3 Limited Approved

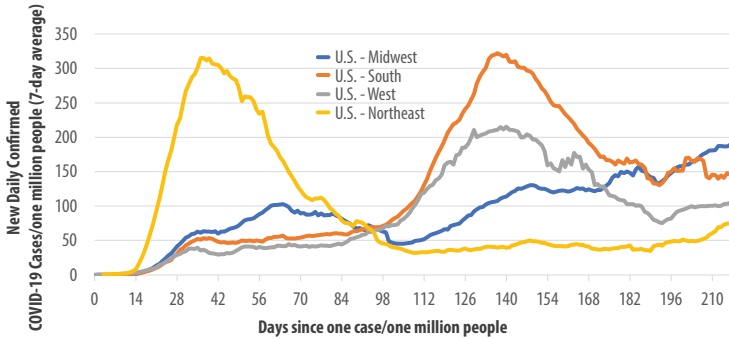


Vaccines testing safety and dosage
 Vaccines in expanded safety trials
 Vaccines in large-scale efficacy tests
 Vaccines approved for early or limited use
 Vaccines approved for full use

Source: The New York Times. Data as of October 7, 2020.

Daily Reported COVID-19 Cases by U.S. Regions, Normalized by Population

As of October 7, 2020



Sources: 91-DIVOC.com, Johns Hopkins University CSSE

School Reopening Infection Rates

September 14, 2020 - September 27, 2020

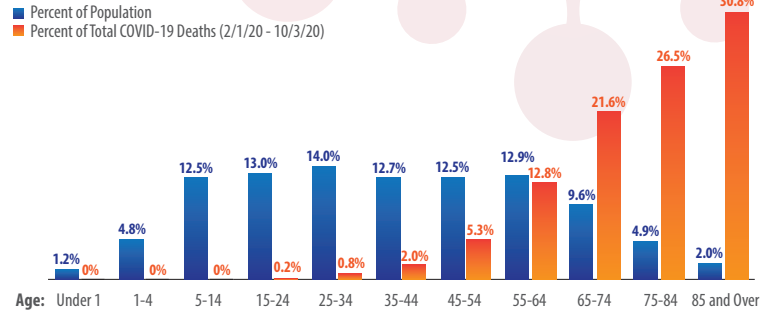
	Students	Teaching Staff
In-Person Learning	0.17%	0.24%
Hybrid or Limited In-Person	0.12%	0.25%
Remote Only	N/A	0.27%

Source: Qualtrics.com. Qualtrics COVID-19 School Response Dashboard. Data is based on survey data collected by Qualtrics from 1200+ schools (elementary-HS) across the country.

Hospitals that admitted over 160 COVID-19 patients from January 1 to June 10, 2020 received \$50,000 in "high-impact" payments per eligible admission from the CARES Act.¹

COVID-19 Deaths by Age vs. Share of Population in the U.S.

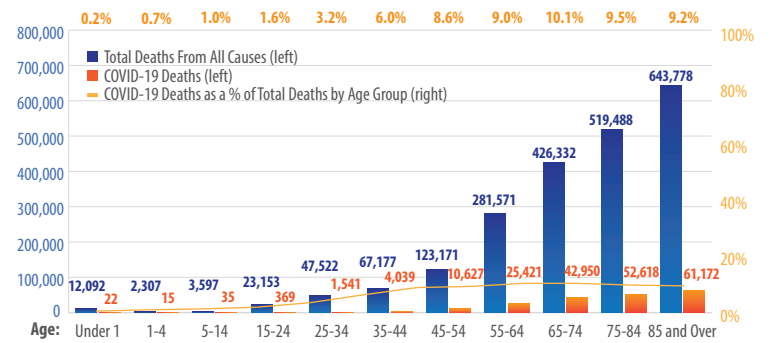
As of October 7, 2020



Sources: CDC.gov, National Center for Health Statistics

Total Deaths and COVID-19 Deaths in the U.S. by Age Group

February 1, 2020 - October 3, 2020



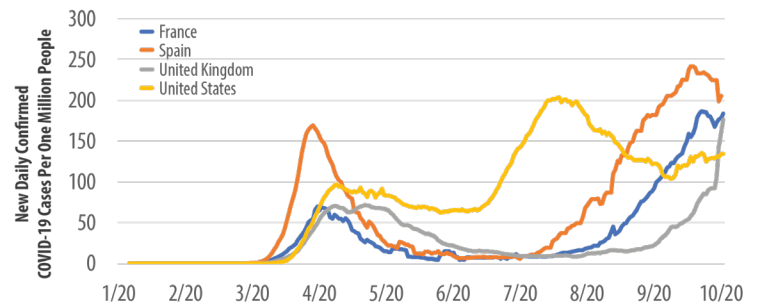
Sources: CDC.gov, National Center for Health Statistics



A recent survey by Cisco of 1,569 business executives, knowledge workers and others who are responsible for employee environments in the post-Covid era concluded that working from home is the "new normal" with over 90% of respondents saying they won't return to the office full time even after the pandemic is over.²

Europe's Second Wave

January 1, 2020 - October 7, 2020



Source: ourworldindata.org

¹HHS.gov (July 22, 2020); ²Bloomberg.com (October 6, 2020)