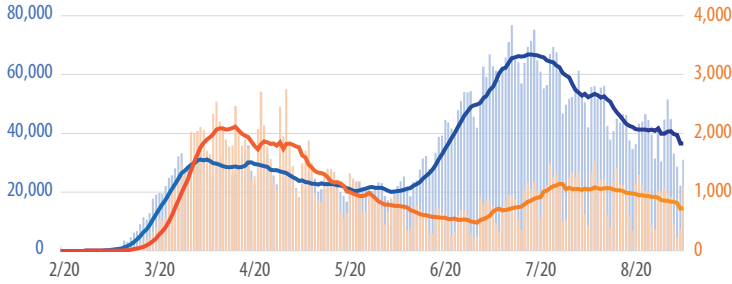


First Trust COVID-19 TRACKER

Daily Reported New Positive COVID-19 Tests vs. Daily Reported Deaths from COVID-19 in the U.S.

February 26, 2020 - September 9, 2020

■ Daily Reported New Positive COVID-19 Tests
■ Daily Reported Deaths from COVID-19
— Daily New Positives 7-Day Moving Average
— Daily Deaths 7-Day Moving Average



Source: Covidtracking.com

Phase 1 Phase 2 Phase 3 Limited Approved

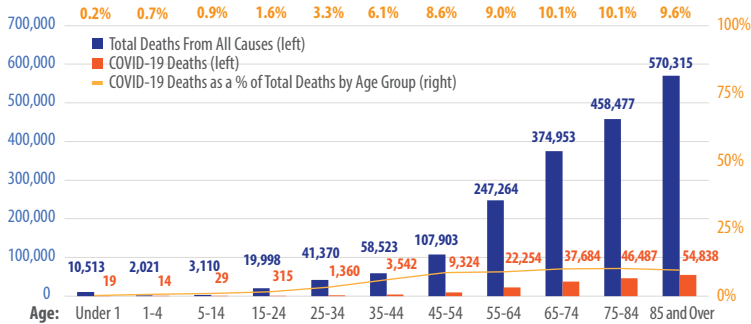


Vaccines testing safety and dosage
Vaccines in expanded safety trials
Vaccines in large-scale efficacy tests
Vaccines approved for early or limited use
Vaccines approved for full use

Source: The New York Times. Data as of September 10, 2020.

Total Deaths and COVID-19 Deaths in the U.S. by Age Group

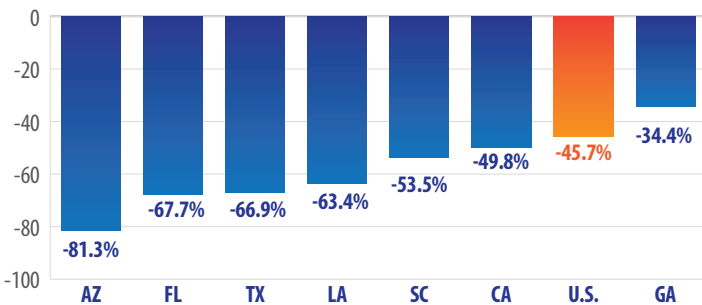
February 1, 2020 - September 5, 2020



Sources: CDC.gov, National Center for Health Statistics

Change in COVID-19 Patient Hospital Occupancy from Peak for Select States and the U.S.

As of September 9, 2020

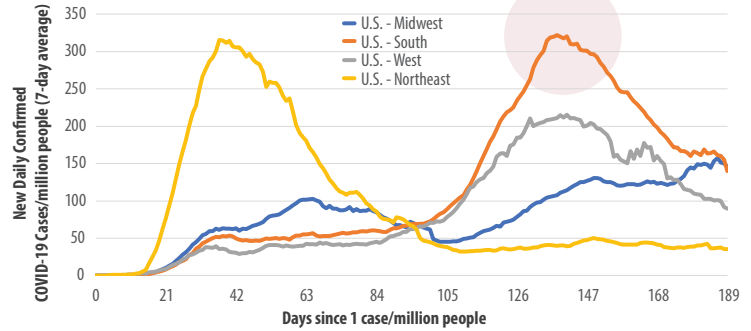


Source: Covidtracking.com

An international team of researchers found that people with obesity who contracted COVID-19 were 113% more likely than people of healthy weight to land in the hospital, 74% more likely to be admitted to an ICU, and 48% more likely to die. In the U.S., 40% of adults are considered obese.¹

Daily Reported COVID-19 Cases by U.S. Regions, Normalized by Population

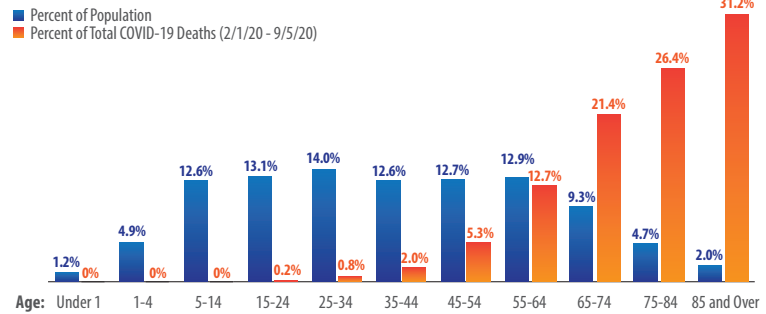
As of September 8, 2020



Sources: 91-DIVOC.com, Johns Hopkins University CSSE

Deaths by Age vs. Share of Population in the U.S.

As of September 5, 2020



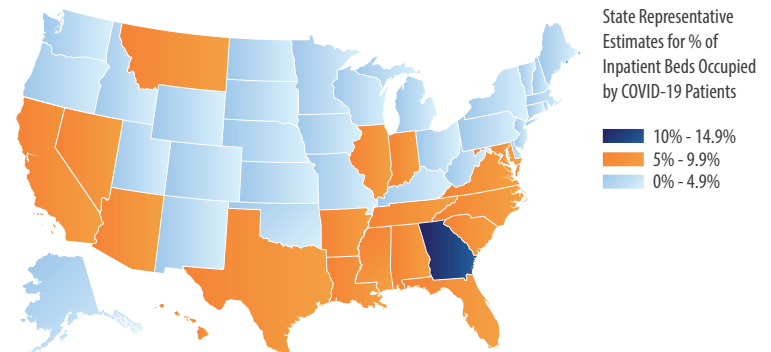
Sources: CDC.gov, National Center for Health Statistics



More than 266 hospitals and health systems have announced plans to furlough a portion of their staff to help address the financial fallout from the COVID-19 pandemic.²

State Representative Estimates for Hospital Bed Occupancy

As of September 9, 2020



Source: hhs.gov

¹sciencemag.com, *Obesity Reviews* (August 26, 2020); ²beckerhospitalreview.com (September 8, 2020)